



Digital Pipeline Integrity Management

Andrew Stevenson, Suji Kurungodan, Doug Everard & Mebs
Bobat

Sustainable Pipeline Systems Ltd

▪ **INTELLIGENT PIGGING**

- *Managing schedules and risks*
- *Larger footprint*
- *Data processing time*

▪ **PROGRESSIVE CLEANING**

- *Decisions based on lack of data*

▪ **PIG TRACKING**

- *Technology limitations*

▪ **STUCK PIG CONTINGENCY**


- *Limited provision to test contingency plans*



- *High cost, high impact; reliance on skilled manual processes and transporting short pipe sections*

IS CURRENT PIPELINE CONSTRUCTION TECHNOLOGY SUSTAINABLE?

A typical 40km cross country gas transmission pipeline needs...
1000+ truck movements & 48,000m² pipe dumps



Long sequence of heavy manual processes unchanged for 75 years

Iron ore

Plate mill

Pipe mill

Coating

Stringing

Welding

Joining

Burial

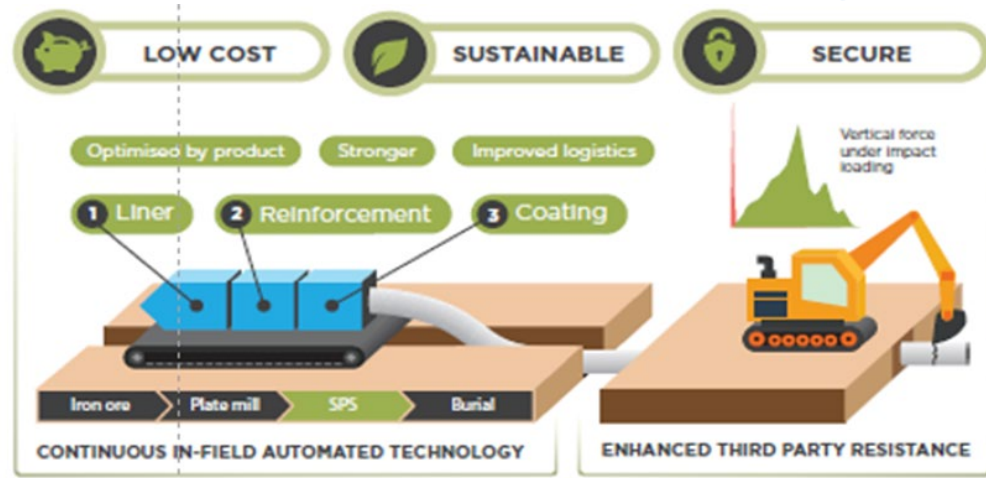
A mobile factory moves across the terrain laying pipe

■ Automated Construction

- Manufactured by mobile factory
- Digital Quality Control
- Directly laid in trench
- Hydrotested

■ Digital Operation


- Real time data
- All along pipeline



MOBILE AUTOMATED SPIRAL INTERLOCKED PIPE (MASIP)

Technology exploiting advances in high strength steel and manufacturing process to reduce cost, weight, material and time using a mobile automated factory to produce pipe continuously in the field.

Cost saving



Huge reduction in pipe dump area



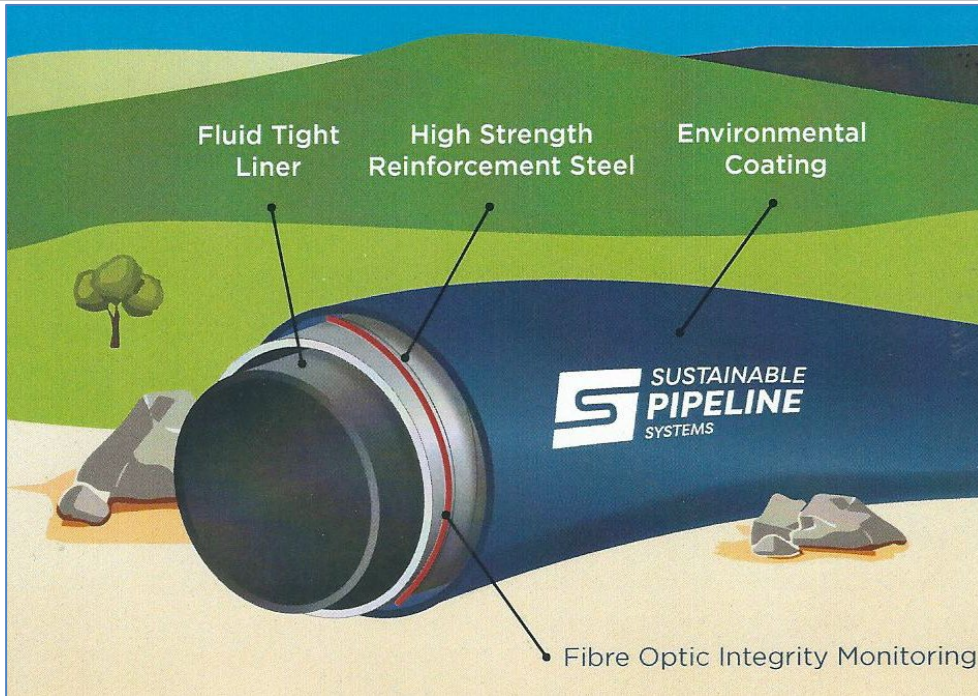
Schedule saving



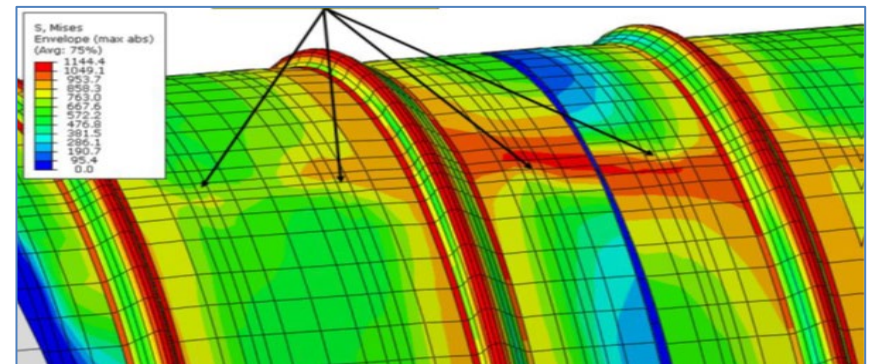
Fewer truck movements



MASIP– Flexible Pipe Structure



ENGINEERING ANALYSIS:
Full 3D local analysis - to 1mm elements
Global 2D analysis – 1m elements




PIPE STRUCTURE :

- HDPE liner
- High strength steel reinforcement
- Optical fibre cable
- 2 layers of environmental coating

Technology Qualified by DNVGL



Pipe burst tests to 1700psi



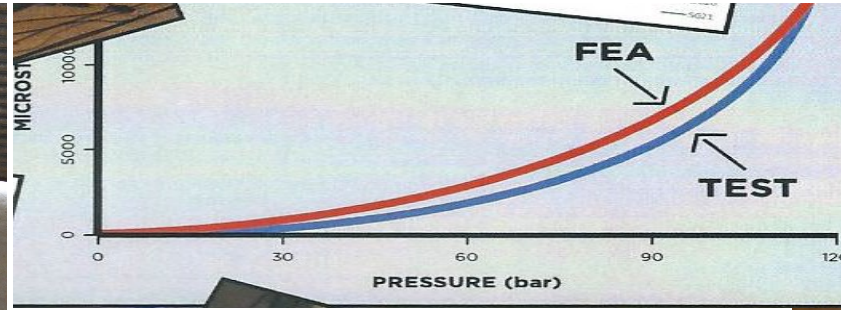
Bend tests

DNV·GL

ENDORSEMENT OF QUALIFICATION PLAN

No. 2019-10159047

This is to endorse in accordance with the provisions of DNVGL-SE-0160 /1/ that the qualification plan /2/ for **Mobile Automated Spiral Interlocking Pipe (MASIP)**

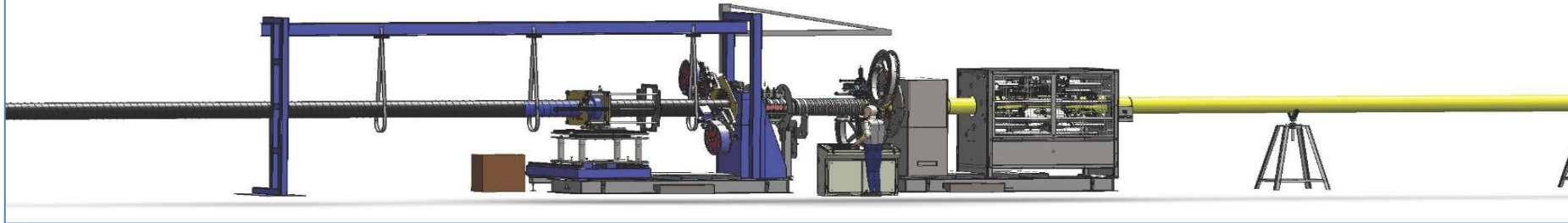


Permeation

Excellent correlation between FEA and pipe tests

Pressure cycling – simulating 50 years life with hydrogen rich gas

Mobile Pipe Factory – Field Trials



Factory modules are shipped to site in containers, assembled in a tent and pipe made in the field

MASiP – Intelligent Pipe with Optical Fibre



Spirally wound optical fibre enables sensitive real time integrity monitoring- leak detection, 3rd party interference, pipe displacement

MASiP – Pipe trials

Fibre Schematic (2020 Testing) – Data Type 24 Channel Positions



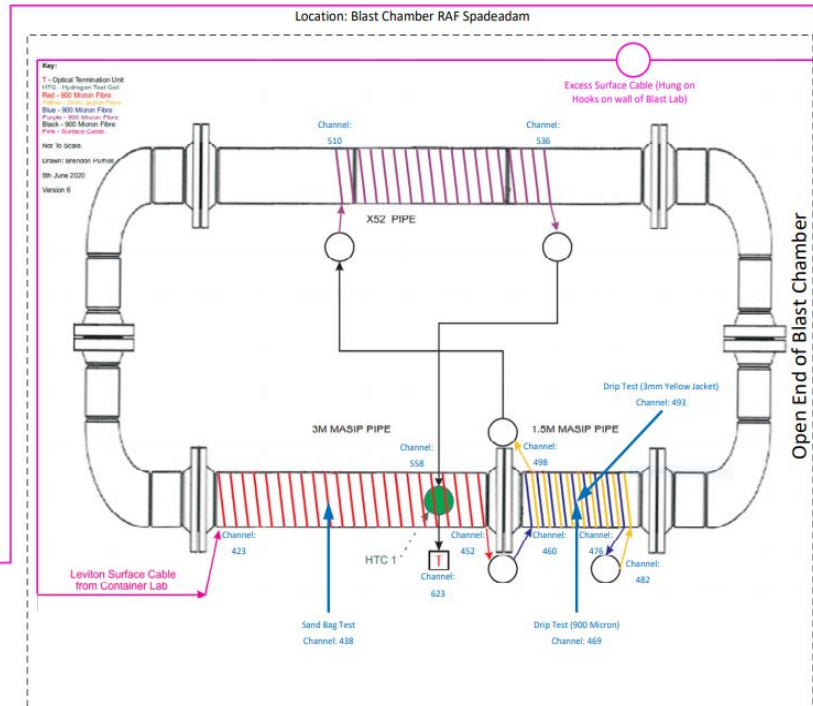
Pic Taken from Open End of Blast Chamber

Label	Opt D...
Start	0.0
3M Pipe - 900 Micron	423.0
3M Pipe - 900 Micron	452.0
1.5M Pipe - 900 Micron	460.0
1.5M Pipe - 900 Micron	476.0
1.5M Pipe - Yellow 3m...	482.0
1.5M Pipe - Yellow 3m...	500.0
X52 Pipe	510.0
X52 Pipe	536.0
HTC Coil 1	558.0
End - End of HTC Coil 1	623.0

Channel Numbers Extracted from Software

Fiberoptic Surface Cable from ISO Container Lab 98.65M
Cable to be protected from impact (particularly Walking and Vehicles)

ISO Container Lab
(Equipment Location)



Pipe trials included different types of pipe section and a range of pressure cycles with hydrogen rich gas

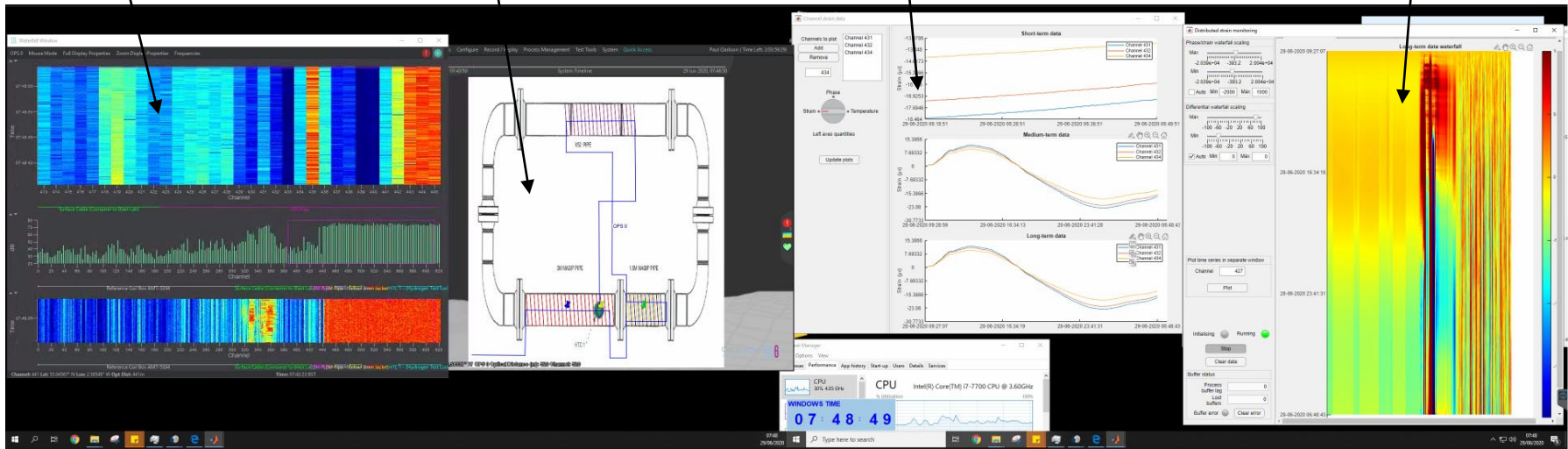
Integrity Monitoring Dashboard

ACOUSTIC
WATERFALL

PIPELINE
SCHEMATIC

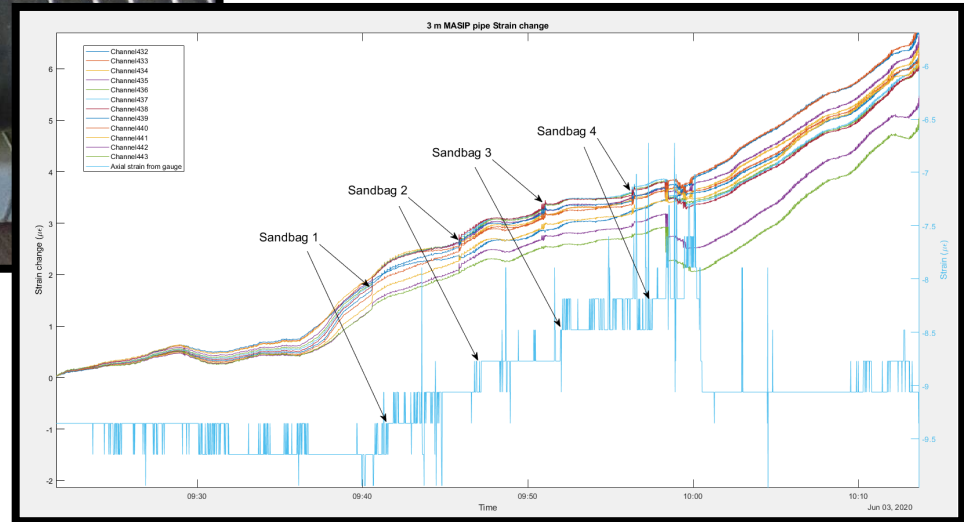
CHANNEL
HISTORY

STRAIN
WATERFALL



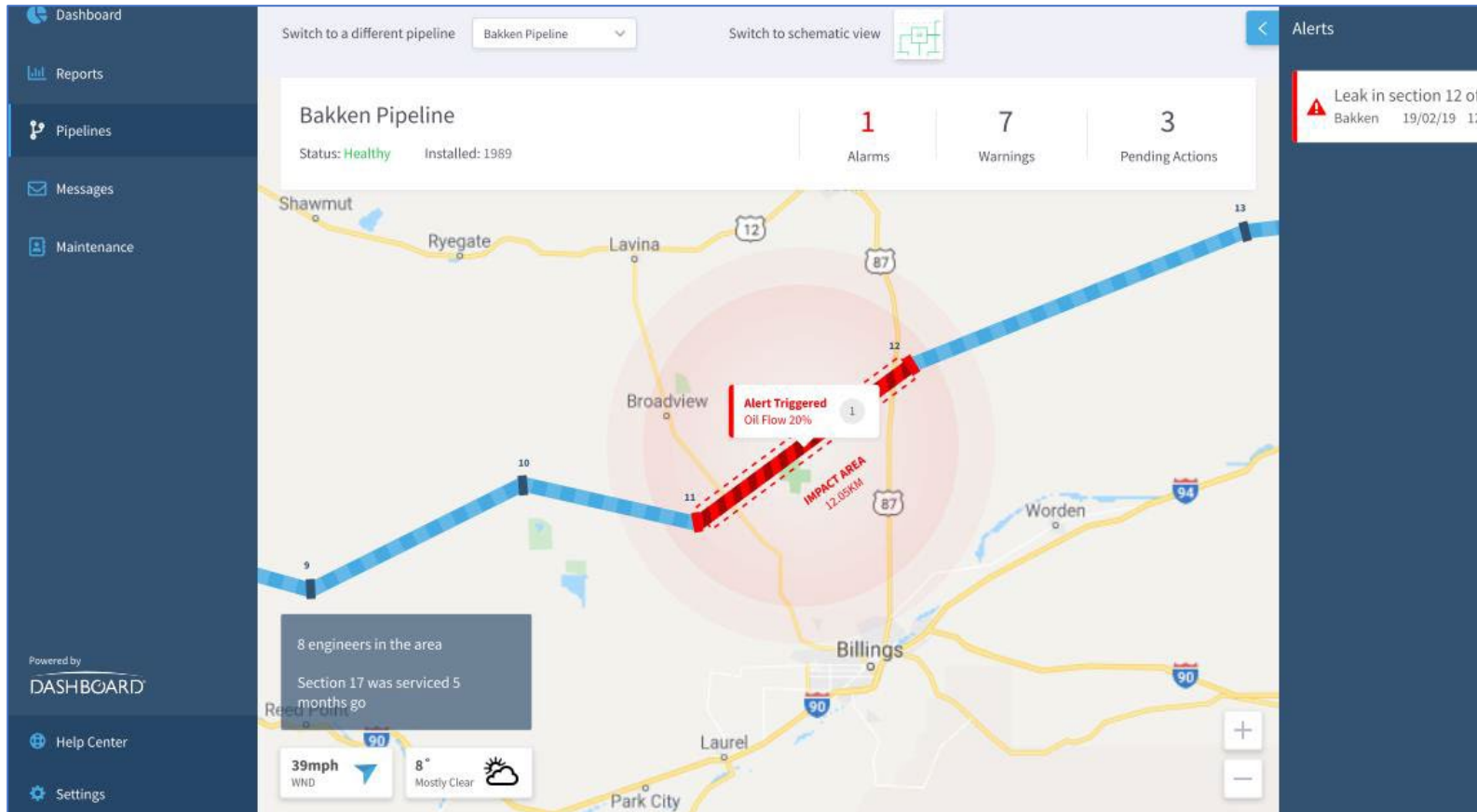
The pipeline is divided into channels of information with spatial resolution of 0.1m

MASiP – Pipe sensitivity trials



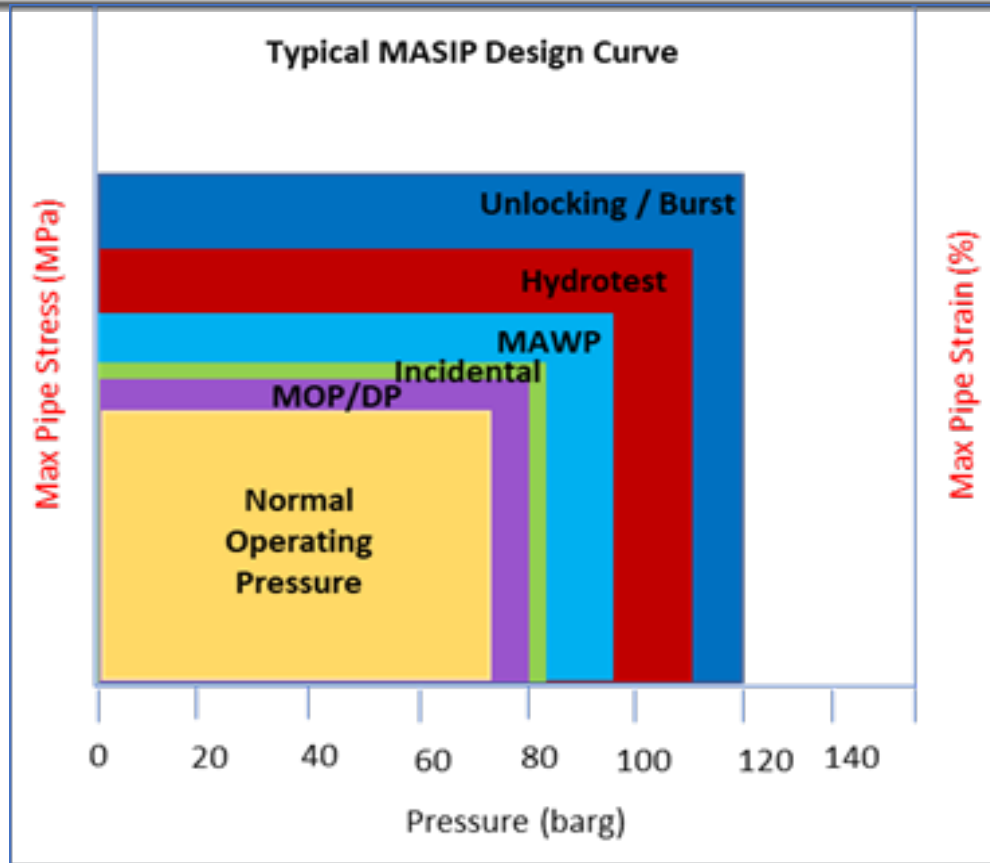
Sandbags applied to pipe under gas pressure to test optical fibre sensitivity to local change in pipe wall strain

Pipeline Map



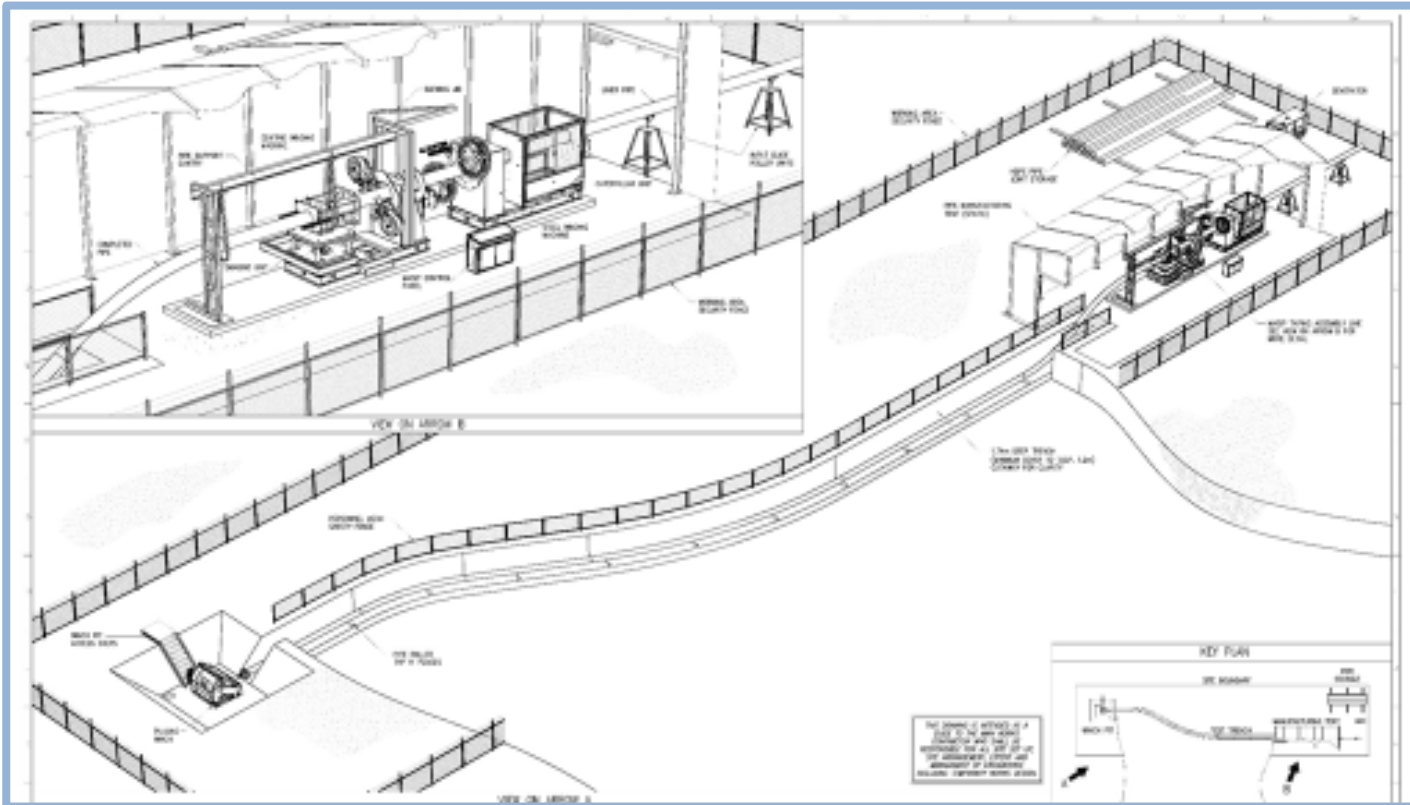
An alerting system will 'red flag' threats in real time linked into GIS system

Design Chart



Finite Element Analysis and Physical tests lead to a simplified design chart to determine Maximum Allowable Working Pressure (MAWP)

Full Scale Field Trials



Full scale trials are planned for 2021 with Pipeline Operator participation – contact us for details

■ ***SPIRAL OPTICAL FIBRE – NEW APPROACH***

- *1000x More sensitivity*
- *Real time data*
- *Good spatial resolution*

■ ***PIGGING AS REQUIRED***

- *Decisions based on clear and detailed data*

■ ***PIG TRACKING***

- *Accurate digital tracking with optical fibre*

■ ***FIELD TRIALS OPEN TO PARTICIPATION IN 2021***

- *Opportunity to try specific solutions*

Acknowledgements:

**The authors acknowledge input from
Innovate UK, National Grid Gas,
Swedish Steel , Shawcor, Wood plc,
DNVGL Spadeadamand OptasenseLtd**

Thank you and Questions

Andrew.stevenson@sustainable-pipelines.com

www.sustainable-pipelines.com

44(0)7801 481 706